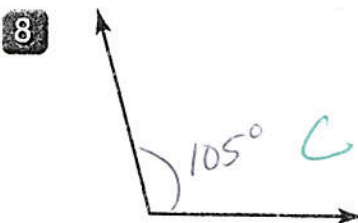
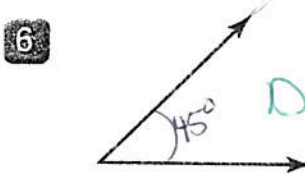
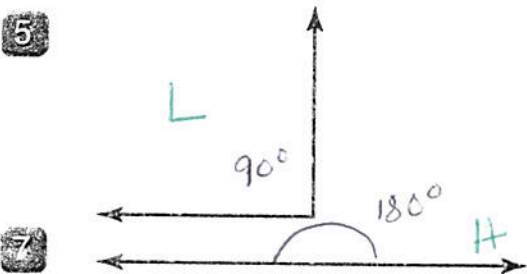

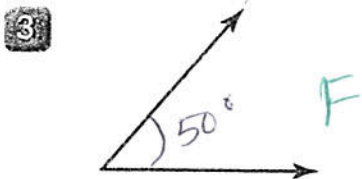

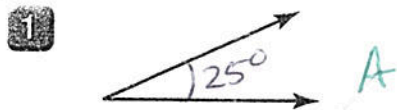


# Angle Measures

For Problems 1–8, measure each angle.



For Problems 9–12, classify each angle.

9 The angle in Problem 6 is acute E.

10 The angle in Problem 8 is obtuse G.

11 The angle in Problem 5 is right K.

12 The angle in Problem 7 is straight J.

## Answer Box

A 25° 1	B 5° 4	C 105° 8	D 45° 6	E acute 9	F 50° 3
G obtuse 10	H 180° 7	I 135° 2	J straight 7	K right 11	L 90° 5
